

BAM AT HOME ARTISTS OF IDAHO

DISCUSSION: Form + Function

Note: Students can be partnered in advance to connect via online platforms, or this discussion can be with members of students' households as partners. Alternatively, teachers can discuss the activity one-on-one with students remotely, or ask students to respond in writing. Please adapt lessons as appropriate.

Supplies

-images (included)

Begin by observing the artwork (large image, pg. 4)



- How would you describe the colors used in this artwork?
- How would you describe the texture of the wood?
- How would you describe the way the small stones are placed?
- How would you describe the mood of this artwork?
 - Does observing it make you calm, excited, anxious, etc.?
- What characteristics do you think are creating this mood?

DISCUSSION: Form + Function


The artist, Jill Kyong's father built furniture, and she took many wood shop classes in school. Teachers sometimes questioned if she really wanted to be taking these classes, since most of the students were boys, but Jill was curious about building and sculpture and continued to pursue woodworking.

This sculpture is titled, *Shelf: Ocean*, and is made from maple and other woods.

- Would you describe this artwork as **abstract** or **realistic**?
 - What do you observe that leads you to think this way?
- Does the title, *Shelf: Ocean*, change the way you think of the artwork?
 - How has the title changed your thinking?
 - What do you observe about this artwork that might **represent** or **symbolize** the ocean, or an ocean **environment**? (the blue line is like a horizon, the wood stones are like beach stones, etc.)


environment

the surroundings or conditions in which a person, animal, or plant lives; the natural world, as a whole or in a particular geographical area, especially as affected by human activity



symbol

a thing that represents or stands for something else



- If you could come up with your own title for this artwork, what would you title it? Why?

Turn your attention to this second artwork (large image, pg. 5).



DISCUSSION: Form + Function

- How would you compare the colors used in this artwork to those used in *Shelf: Ocean*?
- How would you compare the texture of the two artworks?
- How would you compare how the wooden stones are placed?
- How would you describe the mood of this artwork?
 - Does observing it make you calm, excited, anxious, etc.?
- What characteristics do you think are creating this mood?
(smooth, simple, minimal, organized, natural materials, etc.)

This sculpture is titled, *Shelf: A Hard Place*, and it is made from walnut and maple woods.


- Does the title, *Shelf: A Hard Place*, change the way you think of the artwork?
 - How has the title changed your thinking?

Jill says that her favorite tool is the table saw because it is fast and precise. She likes to work quickly before her ideas fade away.

- What is your favorite tool or material to use when you make artwork? Why is this your favorite?

Jill is interested in making artworks that are functional—something you can use, like furniture, but are also pleasing to look at because of their proportions and forms.

- Do you prefer making artworks that are functional or purely decorative? Why do you prefer one over the other?



Jill is also inspired by her personal experiences, and stories shared with her. She is interested in showing with her artwork that there is always more than one side to a situation.

- Would you like to have these artworks hanging in your home? Why or why not?

In the next lesson, you will explore a landscape painting.

Here is a sneak peek:



DISCUSSION: Form + Function



Jill Kyong
(American, born 1972)
Shelf: Ocean, 2019
maple and various wood
30" x 30" x 2"



Hear from the artist:

<http://www.boiseartmuseum.org/exhibition/the-2020-idaho-triennial-audio-guide/>

4 of 5

DISCUSSION: Form + Function



Jill Kyong
(American, born 1972)
Shelf: A Hard Place, 2019
ebonized walnut and maple
30" x 30" x 2"



Hear from the artist:

<http://www.boiseartmuseum.org/exhibition/the-2020-idaho-triennial-audio-guide/>

5 of 5