


Week of the Young Child
Artsy Thursday

Outside the Lines


This project is inspired by BAM's exhibition, *Outside the Lines*.

1




Cut thick paper into a shape you like.
Try: watercolor, printmaking, cardstock.

2



Draw lines with white crayon or oil pastel.

3



Use watercolors to paint over the entire paper, including the drawing.

Notice that the drawing resists the paint!

4



Use a towel to dab water off the drawn lines.



Share your artwork!
@BoiseArtMuseum
#WOYC20